

**LONG  
LIFE  
TECH**

## Prestazioni

|                |      |
|----------------|------|
| Tensione (V)   | 12V  |
| Capacità (Ah)  | 50Ah |
| Corrente EN(A) | 390A |

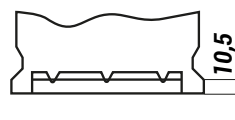
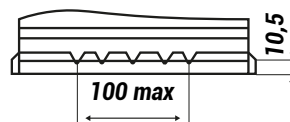
## Monoblocco

|           |     |
|-----------|-----|
| Base      | B13 |
| Polarità  | DX  |
| Coperchio | MF  |

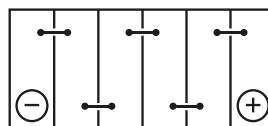
## Dimensioni

|                 |       |
|-----------------|-------|
| Lunghezza (mm)  | 175   |
| Profondità (mm) | 175   |
| Altezza (mm)    | 190   |
| Peso (kg)       | 10,50 |

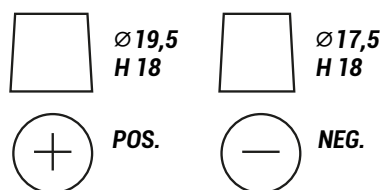
### Fissaggio

**B13**

### Schema di collegamento

**0**

### Tipologia dei terminali

**1**

V.1/2025